

 <p>ISSN NO. 2320-5407</p>	<p>Journal Homepage: - <a href="http://www.journalijar.com">www.journalijar.com</a></p> <p><b>INTERNATIONAL JOURNAL OF ADVANCED RESEARCH (IJAR)</b></p> <p>Article DOI: 10.21474/IJAR01/10666 DOI URL: <a href="http://dx.doi.org/10.21474/IJAR01/10666">http://dx.doi.org/10.21474/IJAR01/10666</a></p>	
---	--	---

### RESEARCH ARTICLE

#### SYNTHESIS OF ZnO NANOPARTICLES AND ITS APPLICATIONS

Ms. Madhuri Suthar, Mansi Panchal and Disha Patel

Department of Chemistry, Mehsana Urban Institute of Sciences, Ganpat University Kherva - 384012.

#### Manuscript Info

##### Manuscript History

Received: 15 January 2020

Final Accepted: 17 February 2020

Published: March 2020

##### Key words:-

Corriandrum Sativum, Zinc Oxide Nanoparticles, Zinc Acetate, Sodium Hydroxide

#### Abstract

Nowadays research on green chemistry in synthesis of nanoparticles with utilization of plants has engrossed a great attention. This study reports the exploit of aqueous leaf extract of Corriandrum Sativum as an eco-friendly agent for the pattern of zinc oxide nanoparticles using zinc acetate and sodium hydroxide as a surrogate for chemical method. Recent research depicts synthesis and characterization of ZnO nanoparticles using Green and Chemical Method (UV Visible Spectrum Analysis, DLS). ZnO nanoparticles have tremendous application in biomolecular identification, diagnostics, and microelectronics and water remediation. Despite the fact that Chemical and Green methods are trendier for nanoparticles synthesis, the biogenic green fabrication is a better choice due to eco-friendliness.

Copy Right, IJAR, 2020.. All rights reserved.

#### Introduction:-

##### Chapter-1

Green synthesis method make utilization of modestly pollutant free chemicals to synthesis nano materials and grasp the utilization of solvents, for example, water, natural extracts. Green chemistry looks to decrease pollution at source. It is enhanced to prevent waste than to treat or clean up waste after it is formed.

This guideline concentrates on picking reagents that veneer the least risk. In spite of the fact that physical and chemical techniques are trendier for nanoparticles synthesis, the biogenic manufacture is a superior decision because of eco-friendliness.

ZnO nanoparticles have discovered awesome application in bio molecular detection, diagnostics, and microelectronics. Green synthesis of ZnO nanoparticles were agreed out using Corriandrum Sativum leaf extract for the eco-friendly development of novel advancements.

ZnO have broad applications in water purification. ZnO nanoparticles have been utilized to evacuate arsenic, sulphur from water despite the fact that mass zinc oxide can't absorb arsenic. It is because nanoparticles have much larger surface areas than bulk particles.

Among the differing biosynthetic methodologies, the utilization of plant concentrates has compensation for example, effortlessly accessible, safe to deal with and have a wide suitability of metabolites. The phytochemicals responsible for the synthesis of nanoparticles are terpenoids, flavonoids, starches, saponins, alkaloid and protein.

**Corresponding Author:- Mansi Panchal**

Address:- Department of Chemistry Mehsana Urban Institute of Sciences Ganpat University Kherva - 384012.

The use of environmentally benign plant leaf extract for the synthesis of zinc oxide nanoparticle offers copious profit of eco-friendliness where toxic chemicals are not used. ZnO is nontoxic it can be used as photocatalytic degradation materials of environmental pollutants.

**Nanoparticles:**

In Nanotechnology a molecule is characterized as a small object that behave as a whole unit as for its transport and properties. Nano particles research is at present an area of intense. Variety of potential application is in biomedical, optical and electronic field. Nanoparticles are great scientific interest as they are effectively a bridge between bulk materials and atomic or molecular structure.

**ZnO Nanoparticles:**

Nano particles have a very high surface range to volume ratio, the large surface zone to volume proportion likewise decreases the early dissolving temperature of nanoparticles.

This article explains on the properties and uses of zinc oxide nanoparticles. Zinc oxide (ZnO) Nano powders are accessible as powders and dispersions. These nanoparticles show antibacterial, hostile to destructive, antifungal and UV separating properties. Zinc is a Block D, Period 4 component while Oxygen is a Block P, Period 2 component.

This touches off many research minds everywhere throughout the world and creates enthusiasm to create appropriate development and handling systems for the amalgamation of Zinc oxide. Zinc oxide is otherwise called "Lu-Gan-Stone" in China, Zinc oxide has been utilized as a part of restorative treatment for very number of years in China. The examination on ZnO is immense from the earliest starting point of 1950.

**Techniques to prepare ZnO Nanoparticles:**

1. Sol-gel method
2. Microwave Synthesis
3. Sono-chemical Synthesis
4. Co-precipitation
5. Micro-emulsions
6. Hydrothermal/Solvo-thermal Synthesis
7. Template Synthesis

In the present work, ZnO nanoparticles were set up by utilizing a cost effective sol-gel system. The as-arranged specimen was portrayed by powder UV-VIS, FTIR investigations, Anti-bacterial action and the outcomes are talked about.

Obtaining ZnO Nano powders by the sol-gel technique is the subject of much enthusiasm, in view of the simplicity, low cost, reliability, repeatability and relatively mild conditions of synthesis, which are such as to enable the surface modification of zinc oxide with selected organic compounds.

This adjustments in properties and expands its scope of uses. The good optical properties of nanoparticles acquired by the sol-gel strategy have turned into a typical theme of research, as reflected in numerous scientific publications.

**Objective:-**

To develop simple and eco-friendly method for the synthesis of Zinc Oxide nanoparticles using aqueous leaf extract of Corriandrum Sativum using Zinc acetate dihydrate as precursor.

**Article Outline:**

It introduces nanoparticles, ZnO nanoparticles. It also briefs the reason why Green synthesis method is used to prepare ZnO nanoparticles recently over different trendier methods. Objective of this thesis is also described in this chapter.

It is dedicated to experimental procedure of preparing ZnO nanoparticles using two different techniques.

1. Green Synthesis Method
2. Chemical Method

Green method describes experiment results and its analysis.

provides advantages, drawbacks and applications of nanoparticles in various industries

covers conclusion

### Experimental Procedure:

#### Requirement:

1. 0.02M Zinc Acetate dihydrate, 2N NaOH solution
2. Zinc acetate dihydrate and sodium hydroxide(Pellet 99%) are used as basic materials which are provided by Sigma Aldrich Chemicals
3. Fresh leaves of Coriandrum Sativum are washed properly using double distilled water, grinded and filtered using whatman filter paper

#### Synthesis I (Green Synthesis Method):

1. 50ml distilled water, 0.02M aqueous Zinc Acetate dihydrate is included under constant stirring
2. Aqueous leaf extract of Coriandrum is included into above solution after 10 minutes stirring. Make different samples of 0.25ml, 0.5ml, 1ml
3. Include 2.0M NaOH into above solution to make PH 12 which results in pale white aqueous solution
4. Place it on a magnetic stirrer for 2hrs
5. Obtain pale white precipitate post stirring and wash it properly using distilled water followed by ethanol to make free of impurities
6. Pale white powder of ZnO Nano particles is obtained after drying at 60°C in a vacuum oven for night

#### Synthesis II (Chemical Method):

1. 0.02M aqueous Zinc Acetate dihydrate was dissolved in a 50ml distilled water under vigorous stirring at room temperature
2. Include 2.0M NaOH into above solution drop by drop to make PH 12 which results in pale white aqueous solution
3. Place it on a magnetic stirrer for 2hrs
4. Obtain white precipitate post stirring and wash it properly using distilled water followed by ethanol to make free of impurities
5. Precipitate is drying at 60°C in a vacuum oven for night
6. Complete conversion of  $Zn(OH)_2$  into ZnO took place during drying

#### Synthesis of ZnO Nanoparticles using Green and Chemical Method:

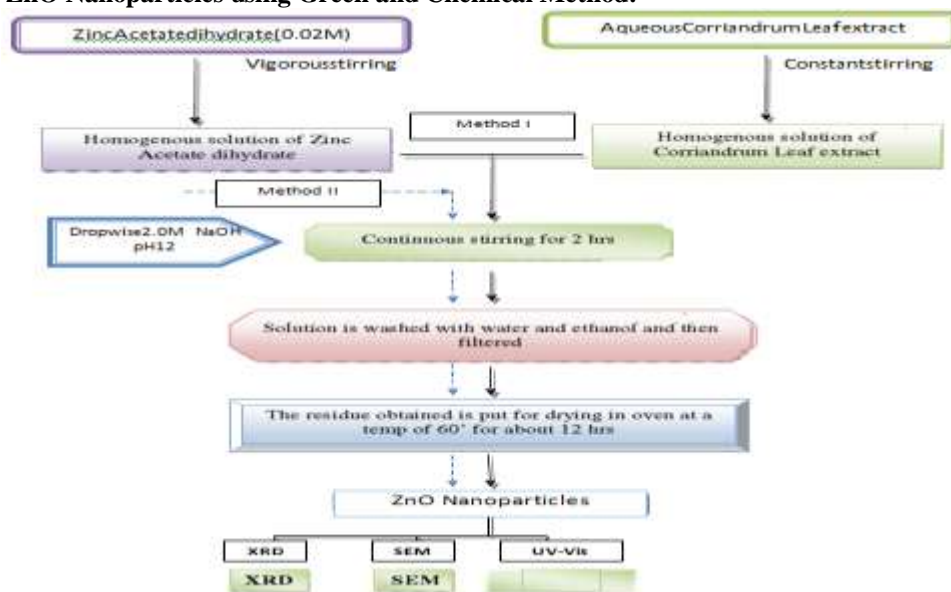


Figure 1

## Results and Analysis:-

### UV Visible Spectrum Analysis:

A Change of colour from pale yellow to reddish brown was observed in the solution after 1 completion of reaction.

UV visible spectral analysis was used to confirm the formation of ZnO-NPs in the solution. UV Vis spectra of ZnO prepared from the mixture of aqueous leaf extract of coriandrum is in below figure. It is used to examine the size and shape controlled nano particles in aqueous. Because of their electronic transition ZnO Nps exhibit UV absorption spectra with the absorption peak ranging from 300nm-400nm.

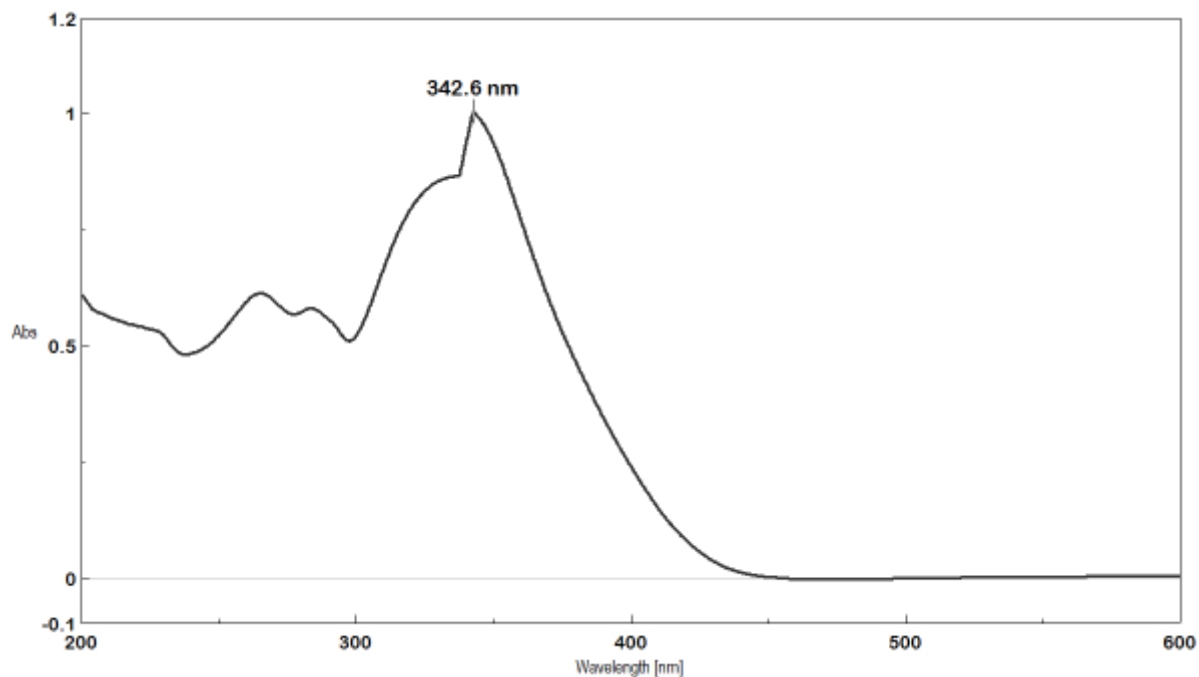


Figure 2

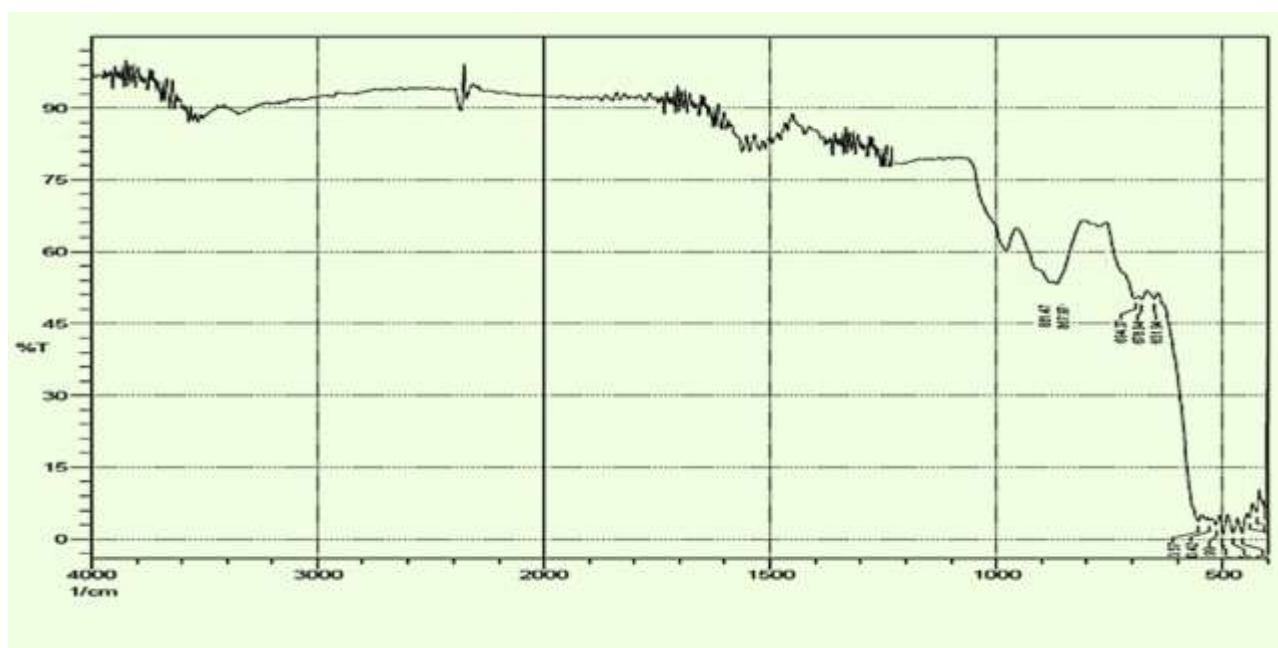


Figure 3

**DLS Analysis:**

To study the average particle size of ZnO nanoparticles, Dynamic light scattering (DLS) which is based on the laser diffraction method is used. DLS size distribution image of ZnO-NPs is given in below figure. mean particle size distribution of ZnO-NPs is 85 nm used in catalytic activity for some specific applications.

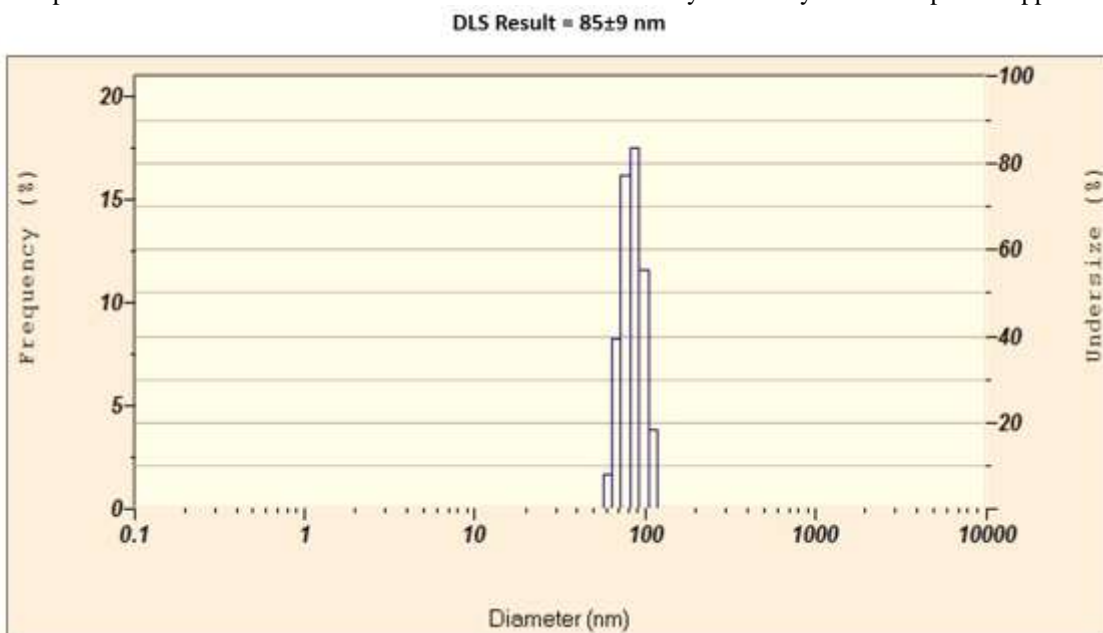


Figure 4

**ZETA Potential:**

To know stability of nano particles, Zeta-potential of nano particles are measured. Zeta potential recorded for ZNO nanoparticles was -28.6 mV. It indicates better stability and negative charge of the nano particles.

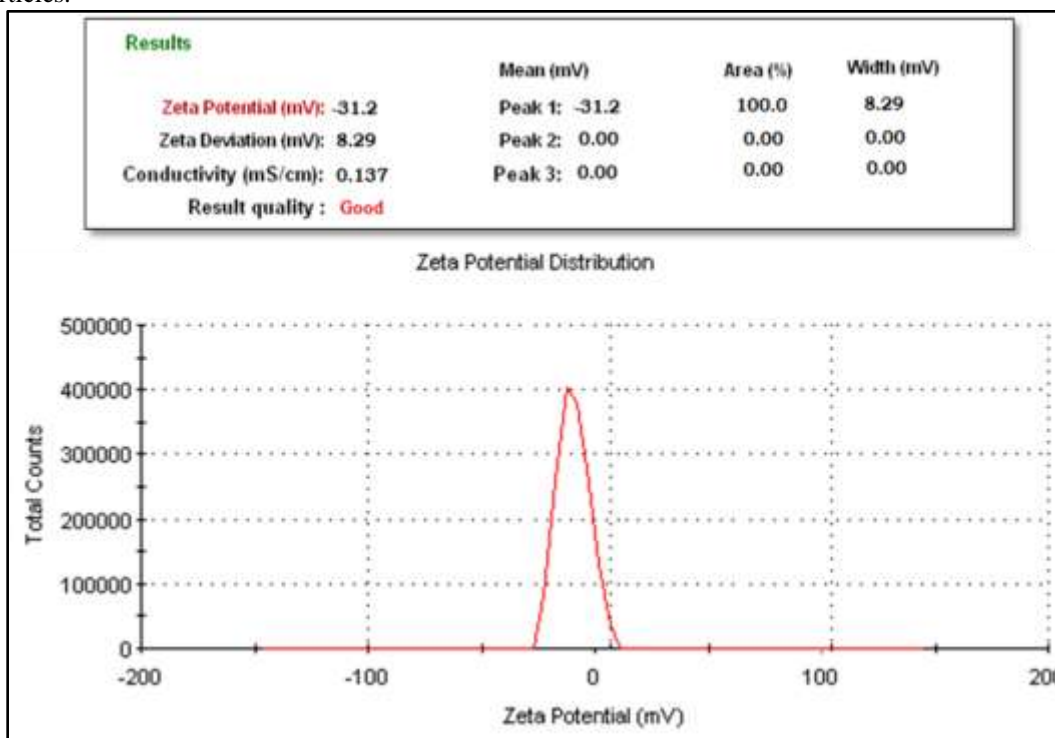


Figure 5

**TEM Analysis:**

Distribution of spherical ZnO nanoparticles using coriandrum leaf is given in TEM images below. Crystalline nature of nanoparticles.

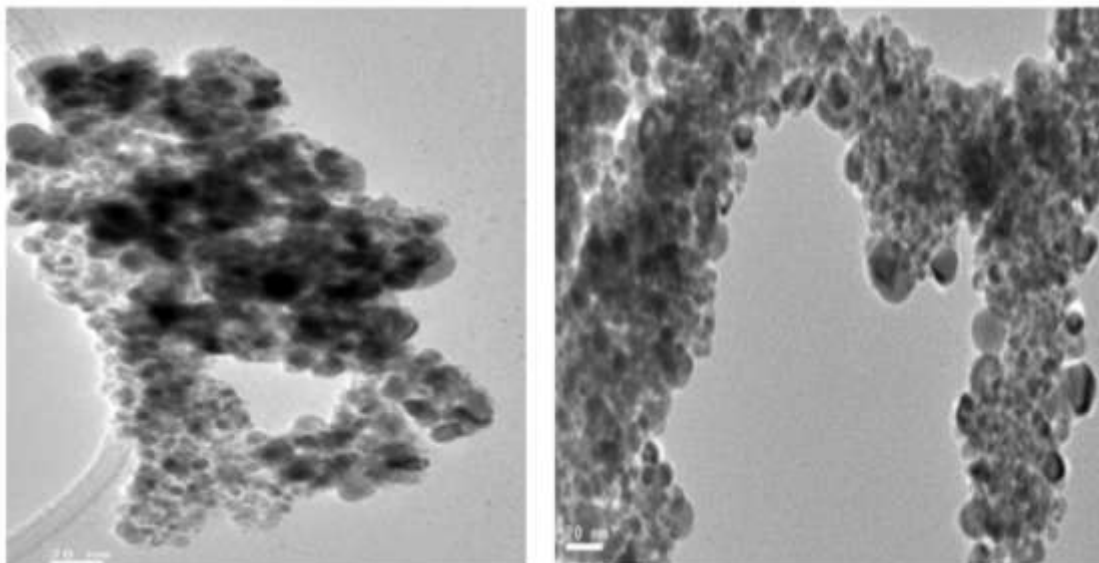


Figure 6

**Biological characterization:**

ZNO nano particles has its importance in biological field,

1. anti-malarial agent
2. Antioxidant agent and antimicrobial agent.

Bacteria tested were E.coli and B.subtilis as gram negative and gram-positive bacteria respectively.

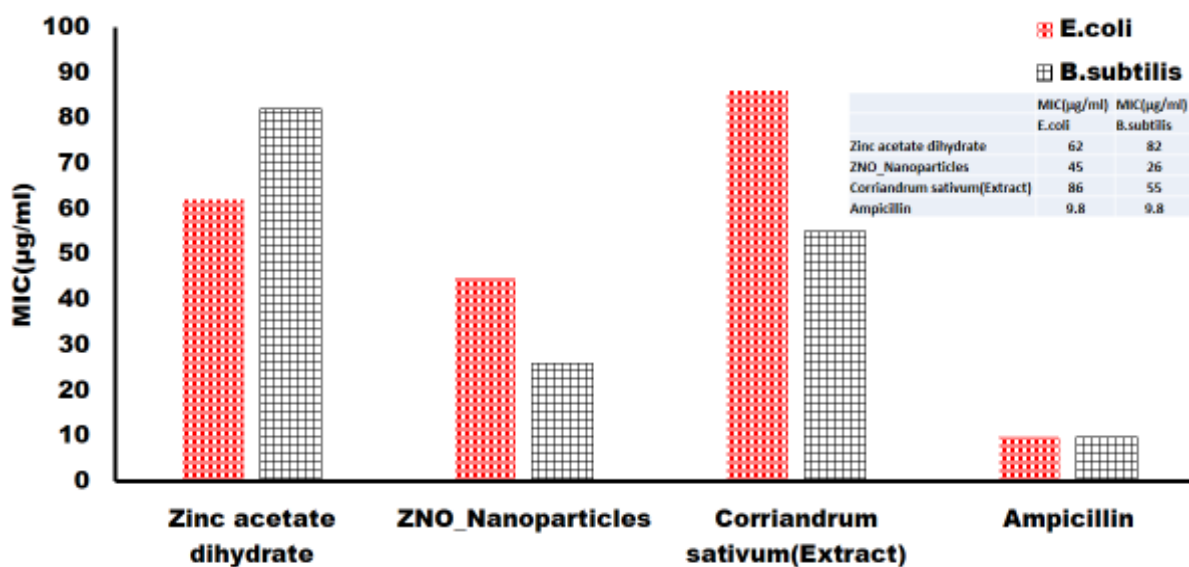


Figure 7

**Advantages, Drawbacks and Applications****Advantages:**

1. Large surface area to volume ratio makes them effective catalysts
2. Nano particles in sun creams can be absorbed deeper into the skin
3. Nano particles enhances the absorption of drugs into the cancerous cells

**Drawbacks:**

1. Large surface can make them reactive and explosive in some situation
2. They might be toxic to some types of cell such as skin, brain
3. Higher costs and complexities in the fabrication of glass and silicon micro devices

**Applications:**

Zinc oxide because of its flexibility and multi functionality makes consideration in the exploration field identified with its applications.

The Nano zinc oxide (ZnO) is a vital crude material for some applications as the plan of varistors, gas sensors, luminescent oxides. Elastic, paints, pottery, and others due to its extraordinary physical and substance properties. In substantial amounts and high immaculateness it is prescribed for use in the pharmaceutical, sustenance and restorative enterprises.

**Fungi stat:**

Zinc oxide is not a fungicide as such; it is a parasites detail, i.e., it restrains the development of organisms. It is added to fungicides to upgrade their adequacy in particular applications. Zinc oxide subordinates additionally advance the control of organisms in an assortment of uses.

**Photocopying:**

A portion of the one of a kind electronic properties of zinc oxide are unmistakably used in the photocopying procedure: the photoconductivity and semiconductor properties of zinc oxide are expanded through uncommon warmth or potentially doping medications (the expansion of remote components). Furthermore, the optical properties of zinc oxide are essentially changed to expand its ingestion of unmistakable light, in a procedure called sensitisation, which is for the most part helped out through expansion to specific colours, which are assimilated on the surface of the zinc oxide. Commercial zinc oxide for photocopying is for the most part delivered from metallic zinc, as opposed to metal, to get a result of higher virtue.

**Lubricants:**

Zinc dithiophosphates, which are set up by responding zinc oxide with natural phosphates, are utilized as a part of generous amounts as added substances to greasing up oils for car motors, to decrease oxidation consumption and wear. Zinc oxide has been found to contribute uncommon properties in many sorts of oils, for example, outrageous weight ointments, seizure safe oils and oils; such oils are helpful in the oil of sustenance preparing hardware. Furthermore, zinc oxide likewise enhances attachment.

**Fire retardants:**

Zinc oxides, alongside boric corrosive and alkali, include segments in arrangements used to flame resistant materials; water insoluble Zn Borate is saved on the filaments.

Zinc oxide is utilized as a part of zinc-carbon dry cells, zinc-silver oxide batteries, nickel oxide-cadmium batteries and even in auxiliary batteries. In energy units, zinc oxide is utilized as anode material, cathodic material and as a fuel component. In solar energy cells it can go about as a photograph impetus.

**Applications in Various Industries:****Rubber Industry:**

The elastic business all in all, and tire makers specifically, are the biggest clients of zinc oxide, inferable from its imperative concoction, physical and optical properties. The critical pretended by zinc oxide in the elastic business is communicated in different procedures.

**Activation:**

In the curing procedure of common elastic and most sorts of engineered rubbers, the compound reactivity of zinc oxide is used to enact the natural quickening agent. The unreacted share of the zinc oxide stays accessible as a fundamental hold to kill the sulphur bearing acidic decay items shaped amid vulcanisation. Satisfactory levels of zinc oxide unmistakably add to substance fortification, burn control and imperviousness to warmth maturing and pressure weariness.

**Acceleration:**

Zinc oxide fills in as the quickening agent with a few sorts of elastomer. The cross-connecting that it instigates takes a few structures. With a few frameworks, zinc oxide fills in as a successful co-quickening agent in the vulcanisation procedure.

**Bio Chemical Activity:**

Zinc oxide is helpful in the conservation of estate latex, as it responds with the protein in charge of disintegration. The oxide additionally hinders the development of organisms, for example, form and buildup.

**Dielectric strength:**

In high voltage wire and link protection, zinc oxide enhances the imperviousness to crown impacts attributable to its dielectric quality. At raised working temperatures it adds to keeping up the physical properties of the elastic compound by killing the acidic decay item.

**Heat adjustment:**

Zinc oxide impedes the devulcanisation of various sorts of elastic mixes working at hoisted temperatures.

**Latex gelation:**

Zinc oxide is especially powerful in the gelation of the froth, with adequate security, as a component of the generation procedure of latex froth elastic items.

**Light stabilization:**

Zinc oxide's retention of bright beams is outstanding among white shades and extenders. It accordingly fills in as a successful stabilizer of white and tinted elastic mixes under delayed presentation to the sun's ruinous beams.

**Pigmentation:**

Zinc oxide gives a high level of whiteness and tinting quality for elastic items, for example, tire sidewalls, sheeting and surgical gloves, attributable to its high splendour, refractive record and ideal molecule estimate.

**Reinforcement:**

Zinc oxide gives fortification in regular elastic, and also in some engineered elastomers, for example, polysulphides and chloroprene. The level of fortification seems to rely on a mix of the oxide's molecule estimate, with the finest size being the best; and the oxide's reactivity with the elastic. Under conditions described by quick flexing or pressure, zinc oxide additionally gives warm conduction to empower more fast warmth dispersal, along these lines giving lower working temperatures. Moreover, it gives warm adjustment by responding with acidic disintegration items.

**Rubber:**

In the holding of elastic to metal, zinc oxide responds with copper oxide on the metal surface, shaping a firmly following zinc-copper salt.

**Tack retention:**

One of the novel properties of zinc oxide is its capacity to hold over numerous times of rack - stockpiling the tack of uncured elastic mixes for glue tapes. French process zinc oxides impart heat-maturing resistance better than that of American-process zinc oxides. The previous sort, being sulphur free, has a higher pH and, consequently, can kill all the more viably the acidic disintegration items shaped amid maturing. Also, the better French-handle zinc oxides demonstrate better than coarser evaluations in warmth maturing resistance.

**Plastic Industry:**

Zinc oxide gives warm resistance and mechanical quality to acrylic composites. It likewise adds to the development and cure of epoxide tar. Adding zinc oxide to epoxy gums cured with aliphatic polyamines grants higher rigidity and water resistance.

Moreover, zinc oxide bestows heat proof properties to nylon strands and mouldings. It is likewise valuable in the arrangement of nylon polymers and in expanding their resistance. The arrangement of polyesters within the sight of



zinc oxide bestows higher thickness and different upgrades. It responds with unsaturated polyesters to frame higher consistency and a thixotropic body.

It enhances the colour capacity of polyester strands. Zinc oxide blends balance out polyethylene against maturing and bright radiation. Zinc oxide builds the straightforwardness of poly embellishment gum, and enhances the shading, elasticity and vulcanisation properties of polyolefin. It likewise influences the warm adjustment of PVC, and gives antistatic, growths static and emulsion steadiness properties to vinyl polymers.

Applications being developed for zinc oxide balanced out polypropylene and high thickness polyethylene incorporate security head protectors, stadium seating, protection, beds, sacks, fibre and fibre, horticultural and recreational hardware.

#### **Pharmaceutical Industry:**

Zinc oxide kills corrosive and has gentle bactericidal properties; it is along these lines a perfect segment in body cream and germ-free mending cream, lessening soreness and redness. Additionally, zinc oxide is utilized as a part of restorative tapes and mortars, some toothpaste plans and in dental bonds. No less significantly, zinc oxide is fused into dietary supplements and vitamin tablets as a wellspring of zinc, which involves a basic micronutrient for the human body.

#### **Cosmetics Industry:**

Zinc oxide and its subsidiaries add to different hair and healthy skin corrective arrangements, on account of their optical and biochemical properties. In powders and creams, they ensure the skin by retaining the sun's hurtful bright beams, and furthermore advances mending in balms used to treat sunburn.

Basic zinc salts bestow astringent and skin moulding properties to creams; more mind boggling salts give organisms static properties that upgrade the viability of antiperspirants, cleansers, and antidandruff products.

#### **Paint Industry:**

Zinc oxide is a segment in numerous definitions of durables and defensive paints. One of its outstanding elements is its mistiness to bright light in the completed coatings, which enhances weather ability. The oxide is not stained by sulphur mixes in the environment, as happens in some lead colours. It likewise shields the paint film from build up, improves imperviousness to scraped spot and kills the unsafe acids shaped by vehicle maturing.

Zinc oxide, attributable to its amphoteric nature, responds with natural acids to frame cleansers that go about as a scattering specialist.

#### **Metal Industry:**

Zinc metal powder (zinc clean) and zinc mixes have for some time been used for their anticorrosive properties in metal defensive coatings, and by and by include the premise of metal preliminaries, for example, zinc chromate groundworks. Zinc tidy - zinc oxide paints are particularly helpful as groundworks for new or weathered electrifies press. Such surfaces are hard to ensure in light of the fact that their reactivity with natural coatings prompts weakness and absence of grip. Zinc tidy - zinc oxide paints, be that as it may, hold their adaptability and adherence on such surfaces for a long time. Moreover, they give incredible insurance to steel structures under ordinary air conditions, and also to submerged steel surfaces (dams, the inside of crisp water tanks).

#### **Ferrites Industry:**

Zinc oxide contains a fundamental fixing in the "delicate" kind of ferromagnetic materials utilized for TV, radio and media transmission applications. Ferrites in view of zinc oxide (as well as on nickel oxide and magnetite) are utilized as components in many sorts of electronic devices. The receiving wire centres in convenient and auto radios are ferrites, to give very specific tuning. TV picture tubes constitute a noteworthy market for ferrites, especially for use in fly back transformers and redirection burdens. In the field of interchanges, ferrites are widely utilized as a part of the channel inductors of phone circuits, to allow exact inductance change with the end goal of isolating channels. Attractive tape for recorders is enhanced by the utilization of a magnetite encouraged within the sight of zinc oxide.

**Different Applications of ZnO:**

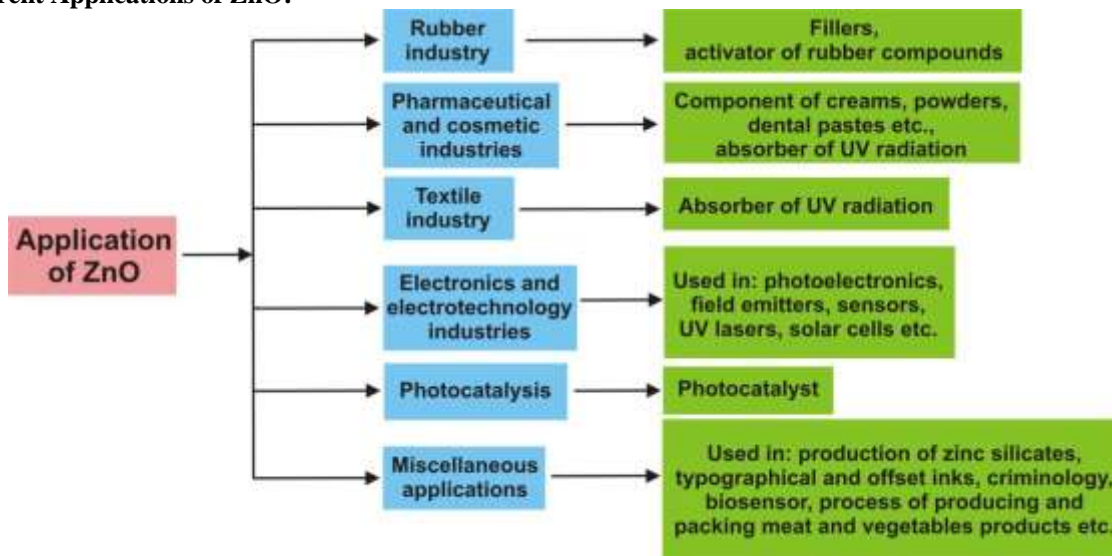


Figure 8

**Worldwide consumption of ZnO:**

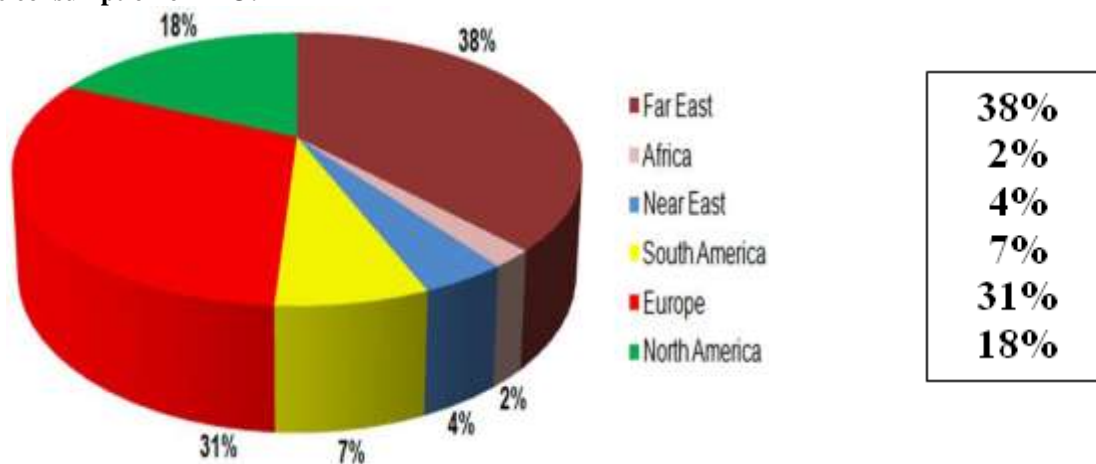


Figure 9

**Conclusion:-**

Studies of aqueous Coriandrum leaf extract reveals the presence of phytoconstituents like alcohol, aldehyde and amine which were the surface active molecules stabilized the nanoparticles and this phytochemicals have interacted with the zinc surface and aids in the stabilization of zinc oxide nanoparticles. The plant phytochemical with antioxidant property is accountable for the synthesis of Zinc oxide nanoparticles.

XRD study reveals that the average size was 66nm in Green synthesis method -I while the size was found to increase to 81nm in Chemical method – II. Though chemical and green methods are trendier for nanoparticles synthesis, the biogenic green fabrication is a better choice due to eco friendliness.

The explored eco-friendly high efficient ZnO nanoparticles prepared from Coriandrum leaf extract are expected to have more extensive application in biotechnology, sensors, medical, catalysis, optical devices, DNA labelling, drug delivery and water remediation.

**References:-**

1. Prakash S.G.Synthesis and characterisation of Zinc oxide nanoparticles by Sol-gel process.
2. Savi.B.M,Rodrigues L.,Bernardin A.M. Synthesis of ZnO Nano Particles by sol gel processing.
3. Pholnak C.,Srisathitkul C.,Suwanboons.Harding D.J.,Effects of precursor concentration and reaction time on sono chemical synthesised ZnO nanoparticles.
4. Gnanasangeetha D.,Sarala Thambavani.One pot synthesis of zinc oxide nanoparticles via chemical and green method.
5. Das, A.; Wang, D.Y.; Leuteritz, A.; Subramaniam, K.; Greenwell, H.C.; Wagenknecht, U.; Heinrich, G. Preparation of zinc oxide free, transparent rubber nanocomposites using a layered double hydroxide filler. *J. Mater. Chem.* 2011, 21, 7194–7200.
6. Yuan, Z.; Zhou, W.; Hu, T.; Chen, Y.; Li, F.; Xu, Z.; Wang, X. Fabrication and properties of silicone rubber/ZnO nanocomposites via in situ surface hydrosilylation. *Surf. Rev. Lett.* 2011, 18, 33–38.
7. Liu, H.; Yang, D.; Yang, H.; Zhang, H.; Zhang, W.; Fang, Y.; Liu, Z.; Tian, L.; Lin, B.; Yan, J.; et al. Comparative study of respiratory tract immune toxicity induced by three sterilization nanoparticles: Silver, zinc oxide and titanium oxide. *J. Hazard. Mater.* 2013, 248, 478–486.
8. Mirhosseini, M.; Firouzabadi, F. Antibacterial activity of zinc oxide nanoparticle suspensions on food-borne pathogens. *Int. J. Dairy Technol.* 2012, 65, 1–5.
9. Mason, P. Physiological and medicinal zinc. *Pharm. J.* 2006, 276, 271–274.
10. Azam A,Arham s.,Oves M.,Khan S. M.,Habib.S.S.,MemicA.Antimicrobial activity of metal oxide nano particles against gram positive and gram negative bacteria, a complete study.
11. Lowy F. Staphylococcus aureus infections. *N Engl J Med.* 1998;339:520–532. [PubMed]
12. Komolafe OO. Antibiotic resistance in bacteria – an emerging public health problem. *Malawi Med J.* 2003;15:63–67.
13. Hawkey PM. The growing burden of antimicrobial resistance. *J Antimicrob Chemother.* 2008;62
14. Lewis K, Klivanov AM. Surpassing nature: rational design of sterile-surface materials. *Trends Biotechnol.* 2005;23:343–348.