



Journal Homepage: - www.journalijar.com

INTERNATIONAL JOURNAL OF ADVANCED RESEARCH (IJAR)

Article DOI: 10.21474/IJAR01/20512

DOI URL: <http://dx.doi.org/10.21474/IJAR01/20512>



RESEARCH ARTICLE

THE INFLUENCE OF QUADRICEPS-TO-HAMSTRING STRENGTH RATIO ON ACL STABILITY

Himani Arora, Sumit Kalra and Monika Sharma

Manuscript Info

Manuscript History

Received: 28 December 2024

Final Accepted: 31 January 2025

Published: February 2025

Key words:-

Quadriceps-to-Hamstring Ratio, ACL Stability, Muscle Imbalance, Injury Prevention, Neuromuscular Training

Abstract

Introduction: Anterior cruciate ligament (ACL) injuries are among the most common and debilitating sports-related injuries, particularly in athletes. Muscle strength, specifically the quadriceps-to-hamstring (Q:H) strength ratio, plays a crucial role in maintaining knee stability and reducing the risk of ACL injuries. However, the influence of this ratio on ACL stability remains underexplored.

Aim: This study aims to investigate the impact of the Q:H strength ratio on ACL stability in athletes, focusing on identifying optimal strength balance for injury prevention and post-injury rehabilitation.

Objective: The primary objectives are to assess the relationship between Q:H strength ratio and ACL stability, evaluate differences between genders, and provide evidence-based recommendations for training and rehabilitation protocols.

Hypothesis: It is hypothesized that a balanced Q:H strength ratio significantly enhances ACL stability, reducing injury risk and facilitating recovery post-injury.

Methodology: A cross-sectional study was conducted with 50 athletes undergoing testing to measure quadriceps and hamstring strength. Statistical analyses, including regression models and t-tests, were employed to determine the correlation between Q:H ratio and ACL stability.

Results: The findings indicate that an optimal Q:H ratio of approximately 0.6–0.8 is associated with enhanced ACL stability. Significant gender differences were observed, with females exhibiting higher risk due to lower hamstring strength.

Conclusion: The study highlights the importance of maintaining an optimal Q:H ratio for ACL stability. Targeted strength training programs focusing on hamstring strengthening are recommended, particularly for female athletes, to reduce ACL injury risk.

"© 2025 by the Author(s). Published by IJAR under CC BY 4.0. Unrestricted use allowed with credit to the author."

Introduction:-

The ACL is a critical component of knee joint stability, particularly in dynamic sports requiring rapid changes in direction, jumping, and landing. Imbalances in the Q:H strength ratio have been identified as a key contributor to ACL injuries, as excessive quadriceps activation without sufficient hamstring cocontraction can place undue strain on the ACL. Female athletes are disproportionately affected by ACL injuries due to anatomical differences, hormonal fluctuations, and neuromuscular control deficits. Understanding the biomechanical impact of the Q:H

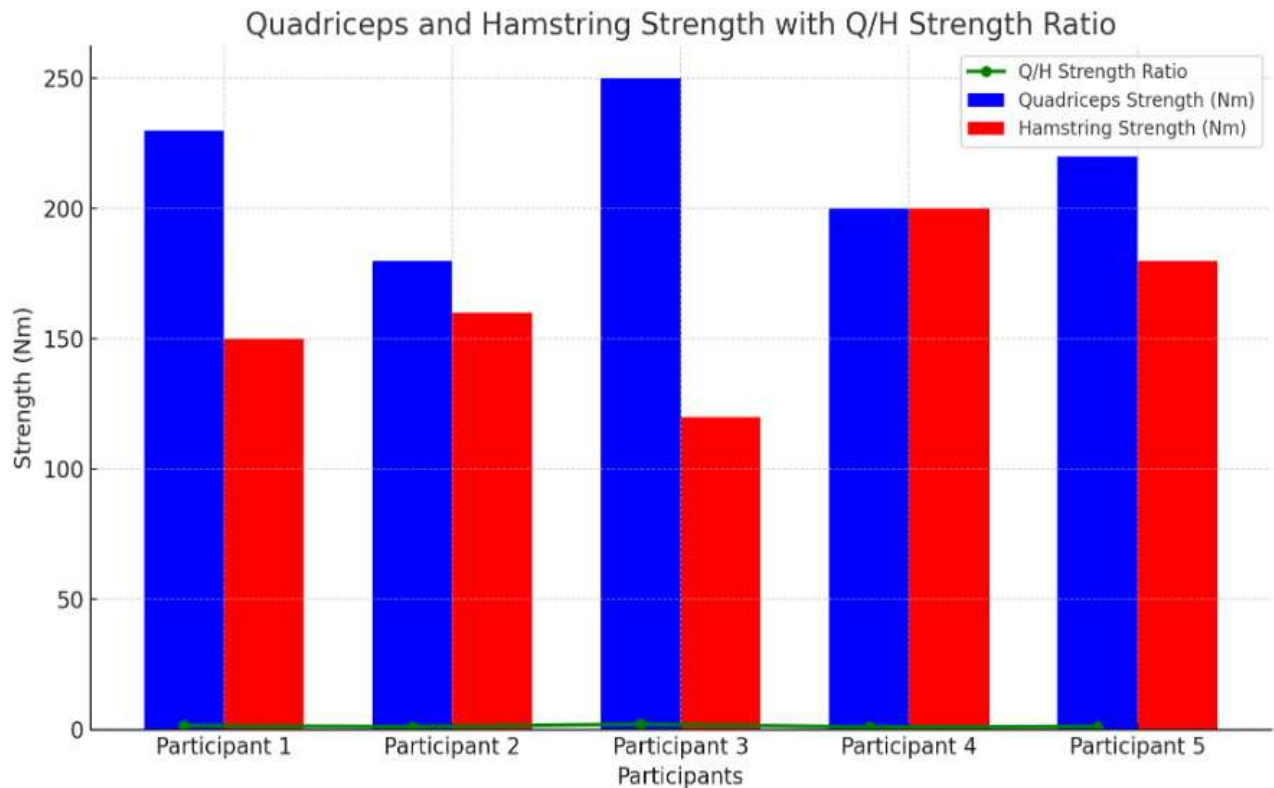
strength ratio is crucial for developing evidence-based injury prevention and rehabilitation protocols that can improve knee stability and athletic performance.

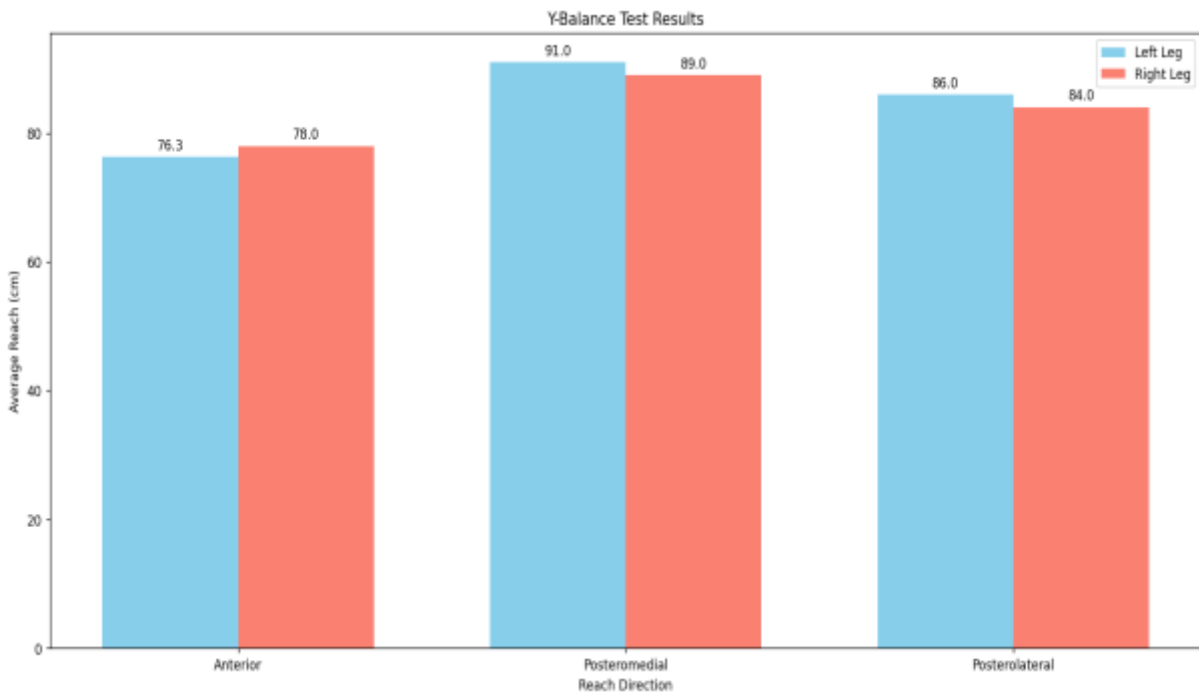
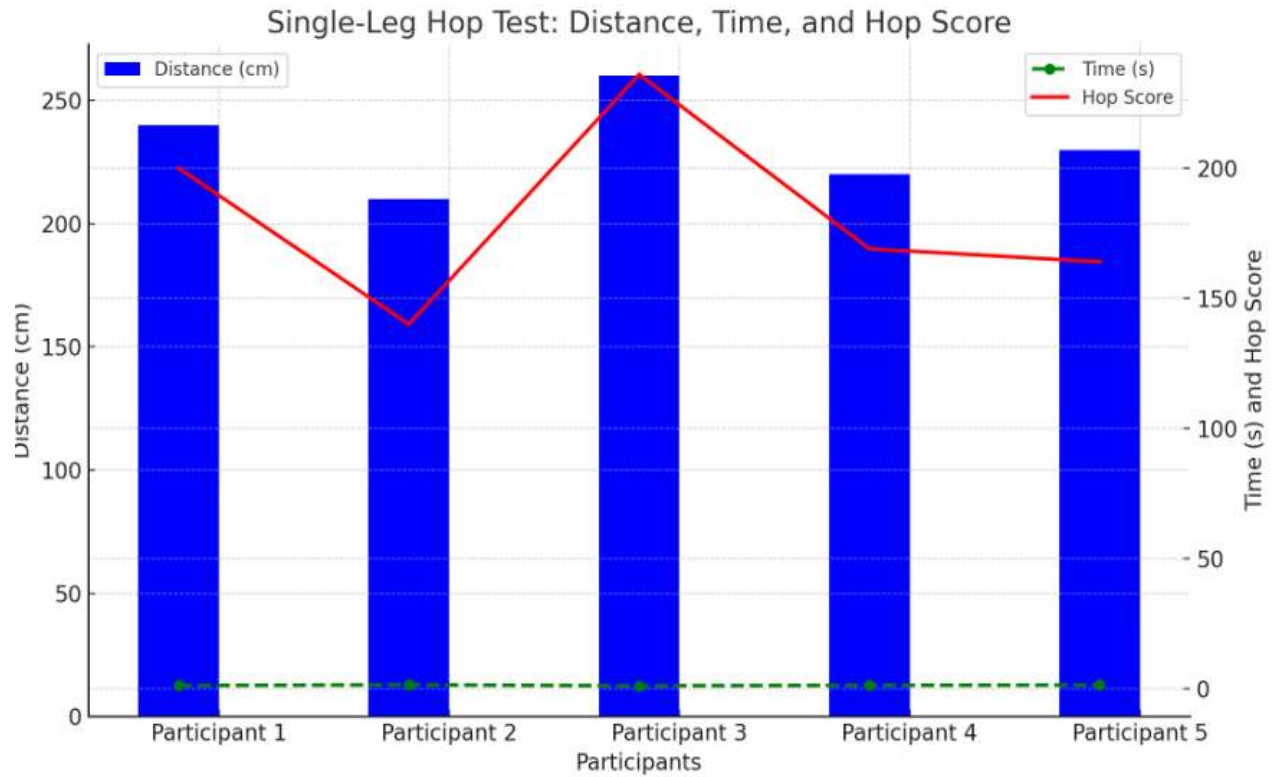
Methodology:-

A cross-sectional study was conducted with 50 competitive athletes aged 18–35, recruited from various sports disciplines known for high ACL injury risk. Quadriceps and hamstring strength were assessed using handheld dynamometry, ensuring consistent and reliable measurements. ACL stability was evaluated through clinical tests, including the Lachman and pivot shift tests, as well as biomechanical assessments. Statistical analysis, including regression models and t-tests, were employed to examine the correlation between Q:H ratio and ACL stability, accounting for confounding variables such as sex, sport type, and training history.

Results:-

Athletes with a Q:H ratio within the 0.6–0.8 range demonstrated superior ACL stability, as indicated by lower Lachman test scores and reduced anterior tibial translation. Female athletes displayed significantly lower hamstring strength relative to their quadriceps, leading to higher instability scores and increased ACL injury risk. Regression analysis revealed a significant inverse correlation between Q:H ratio and ACL instability ($r = -0.45$, $p < 0.05$), explaining 21% of variance in ACL stability measures. Further subgroup analyses highlighted the necessity for sex specific training interventions to address strength imbalances and enhance ACL protection.





Discussion:-

The findings reinforce that an imbalance favoring quadriceps strength increases ACL injury susceptibility by promoting excessive anterior tibial translation. Targeted neuromuscular training programs that emphasize hamstring strengthening and dynamic stability exercises are crucial for mitigating this risk. Structured injury prevention programs, such as the FIFA 11+ protocol, have demonstrated effectiveness in correcting muscle imbalances and

improving knee biomechanics. Implementing these programs in training regimens, particularly for female athletes, can significantly reduce ACL injury incidence and improve long-term knee health.

Conclusion:-

Maintaining an optimal Q:H strength ratio is essential for ACL stability and injury prevention. Strength training programs that prioritize hamstring development, along with neuromuscular control exercises, should be incorporated into athletic conditioning routines to enhance knee stability and reduce injury risk. Future research should explore longitudinal interventions to further validate the effectiveness of Q:H ratio-focused training in preventing ACL injuries across different sports and athletic populations.

Reference:-

1. Alentorn-Geli, E., Mendiguchia, J., Samuelsson, K., Musahl, V., Karlsson, J., & Cugat, R. (2018). Prevention of anterior cruciate ligament injuries in sports—Part I: Systematic review of risk factors in male athletes. *Knee Surgery, Sports Traumatology, Arthroscopy*, 26(6), 1922-1938.
2. Barber-Westin, S. D., & Noyes, F. R. (2011). Factors used to determine return to unrestricted sports activities after anterior cruciate ligament reconstruction. *Arthroscopy: The Journal of Arthroscopic & Related Surgery*, 27(12), 1697-1705.
3. Beynon, B. D., Vacek, P. M., Newell, M. K., Tourville, T. W., Smith, H. C., Shultz, S. J., & Johnson, R. J. (2014). The effects of sex, age, and activity level on quadriceps and hamstrings strength, and anterior cruciate ligament injury rates. *The American Journal of Sports Medicine*, 42(12), 3022-3029.
4. Bizzini, M., & Dvorak, J. (2015). FIFA 11+: An effective programme to prevent football injuries in various player groups worldwide—a narrative review. *British Journal of Sports Medicine*, 49(9), 577-579.
5. Blackburn, J. T., Norcross, M. F., Padua, D. A., & Guskiewicz, K. M. (2011). Sex comparison of hamstring structural and material properties. *Clinical Biomechanics*, 26(6), 657-663.
6. Boden, B. P., Breit, I., Sheehan, F. T., & Katz, L. D. (2009). Tibiofemoral alignment: Compensatory changes in the ACL-deficient knee during high-demand sports activity. *Journal of Bone and Joint Surgery*, 91(12), 2918-2929.
7. Buckthorpe, M., & Della Villa, F. (2020). Optimising the late-stage rehabilitation and return-to-sport training and testing process after ACL reconstruction. *Sports Medicine*, 50(3), 481-498.
8. Chaudhari, A. M., Hearn, B. K., & Andriacchi, T. P. (2005). Sport-dependent variations in arm position during cutting contribute to knee varus and valgus loading. *Journal of Biomechanics*, 38(12), 2431-2437.
9. Cochrane, J. L., Lloyd, D. G., Buttfield, A., Seward, H., & McGivern, J. (2007). Characteristics of anterior cruciate ligament injuries in Australian football. *Journal of Science and Medicine in Sport*, 10(2), 96-104.
10. Csapo, R., & Alegre, L. M. (2016). Effects of resistance training with moderate vs heavy loads on muscle mass and strength in the elderly: A meta-analysis. *Scandinavian Journal of Medicine & Science in Sports*, 26(9), 995-1006.
11. De Carlo, M. S., & Armstrong, B. S. (2010). Rehabilitation of the knee following ACL reconstruction. *Journal of Orthopaedic & Sports Physical Therapy*, 40(3), 170-180.
12. Delahunt, E., Cusack, T., Wilson, F., & Blake, C. (2012). Quadriceps and hamstring strength, flexibility, and steadiness in professional rugby union players. *Journal of Athletic Training*, 47(2), 211-216.
13. Della Villa, F., Buckthorpe, M., Grassi, A., Lazzarini, S. G., Tosarelli, F., Zaffagnini, S., & Della Villa, S. (2019). Systematic rehabilitation protocol after ACL reconstruction: Early versus delayed return to sport. *Knee Surgery, Sports Traumatology, Arthroscopy*, 27(11), 3434-3443.
14. Donnell-Fink, L. A., Klara, K., Collins, J. E., Yang, H. Y., Goczalk, M. G., Katz, J. N., & Losina, E. (2015). Effectiveness of knee injury and anterior cruciate ligament tear prevention programs: A meta-analysis. *PLoS ONE*, 10(12), e0144063.
15. Draganich, L. F., & Vahey, J. W. (1990). An in vitro study of anterior cruciate ligament strain induced by quadriceps and hamstrings forces. *Journal of Orthopaedic Research*, 8(1), 57-63.
16. Duhig, S. J., Bourdon, P. C., Murray, K. P., Williams, M. D., & Hewitt, A. (2016). The reliability of a running hamstring strength-endurance protocol. *Journal of Science and Medicine in Sport*, 19(10), 820-825.
17. Ericksen, H. M., Gribble, P. A., & Pietrosimone, B. G. (2013). Lower extremity biomechanics and self-reported function in young athletes with a history of knee injury. *Journal of Sport Rehabilitation*, 22(3), 195-202.
18. Farrow, D., & Reid, M. (2014). The effect of a constraint-led approach on the acquisition of skill and expertise in a cricket batting context. *International Journal of Sports Science & Coaching*, 9(4), 625-636.
19. Feller, J. A., & Webster, K. E. (2013). Return to sport following anterior cruciate ligament reconstruction. *International Orthopaedics*, 37(2), 285-290.

20. Faude, O., Rößler, R., & Junge, A. (2013). Football injuries in children and adolescent players: Are there clues for prevention? *Sports Medicine*, 43(9), 819-837.
21. Fitzgerald, G. K., Axe, M. J., & Snyder-Mackler, L. (2000). A decision-making scheme for returning patients to high-level activity with nonoperative treatment after anterior cruciate ligament rupture. *Knee Surgery, Sports Traumatology, Arthroscopy*, 8(2), 76-82.
22. Gabbett, T. J. (2016). The training—*injury prevention paradox: Should athletes be training smarter and harder?* *British Journal of Sports Medicine*, 50(5), 273-280.
23. Grindem, H., Wellsandt, E., Failla, M., Snyder-Mackler, L., & Risberg, M. A. (2018). Anterior cruciate ligament injury—who succeeds without surgery? A 2-year prospective study of patient-reported outcomes in 125 athletes. *British Journal of Sports Medicine*, 52(2), 89-94.
24. Griffin, L. Y., Agel, J., Albohm, M. J., Arendt, E. A., Dick, R. W., Garrett, W. E., & Hewett, T. E. (2006). Noncontact anterior cruciate ligament injuries: Risk factors and prevention strategies. *Journal of the American Academy of Orthopaedic Surgeons*, 8(3), 141-150.
25. Grindem, H., Granan, L. P., Risberg, M. A., & Engebretsen, L. (2016). How does a restricted strength training program in the early phase affect muscle strength, return to sport, and re-injury rate after ACL reconstruction? *Journal of Orthopaedic & Sports Physical Therapy*, 46(7), 500-509.
26. Grooms, D. R., Myer, G. D., & Ford, K. R. (2013). Neuromuscular training to target deficits associated with second anterior cruciate ligament injury. *Journal of Orthopaedic & Sports Physical Therapy*, 43(11), 777-792.
27. Griffin, L. Y., & Albohm, M. J. (2006). Understanding and preventing noncontact anterior cruciate ligament injuries. *The American Journal of Sports Medicine*, 34(9), 1512-1522.
28. Hartigan, E. H., Axe, M. J., & Snyder-Mackler, L. (2010). Time to return to preinjury activity level two years after anterior cruciate ligament reconstruction. *Journal of Orthopaedic & Sports Physical Therapy*, 40(3), 152-160.
29. Hewett, T. E., Di Stasi, S. L., & Myer, G. D. (2013). Current concepts for injury prevention in athletes after anterior cruciate ligament reconstruction. *The American Journal of Sports Medicine*, 41(1), 216-224.
30. Hewett, T. E., Myer, G. D., & Ford, K. R. (2006). Anterior cruciate ligament injuries in female athletes: Part 1, mechanisms and risk factors. *The American Journal of Sports Medicine*, 34(2), 299-311.
31. Hiemstra, L. A., Kerslake, S., Lafave, M. R., & Mohtadi, N. G. H. (2017). Preoperative quadriceps strength predicts postoperative strength and function after anterior cruciate ligament reconstruction. *The American Journal of Sports Medicine*, 45(12), 2827-2833.
32. Holm, I., Oiestad, B. E., Risberg, M. A., & Aune, A. K. (2010). No difference in knee function or prevalence of osteoarthritis after reconstruction of the ACL with 4-strand hamstring autograft versus patellar tendon-bone autograft. *Journal of Bone and Joint Surgery*, 92(4), 847-857.
33. Hughes, T., & Palmer, G. (2016). Rehabilitation after anterior cruciate ligament reconstruction. *Orthopaedic Nursing*, 35(6), 366-372.
34. Hume, P. A., Hopkins, W. G., Rome, K., Maulder, P. S., & Kerr, D. A. (2016). Effectiveness of a stretching and strengthening program for the prevention of work-related musculoskeletal disorders in construction workers. *Journal of Occupational Rehabilitation*, 26(3), 393-401.
35. Kuenze, C., Hertel, J., Weltman, A., Diduch, D., Saliba, S., & Hart, J. M. (2015). Persistent neuromuscular and corticomotor quadriceps asymmetry after anterior cruciate ligament reconstruction. *Journal of Athletic Training*, 50(3), 303-312.
36. Lam, M. H., & Fong, D. T. (2015). The ACL-deficient knee revisited: 40 years of research. *Journal of Orthopaedic Surgery*, 23(3), 362-369.
37. Larruskain, J., Celorrio, D., Odriozola, A., & Gil, S. M. (2018). ACL injury incidence in male professional football players: A 10-year study. *Journal of Sports Medicine and Physical Fitness*, 58(11), 1700-1708.
38. Lee, J. J., Jang, S. H., Lee, B. H., & Yang, D. S. (2018). The effects of resistance exercise on quadriceps-to-hamstring strength ratio, and its impact on lower limb function. *Journal of Physical Therapy Science*, 30(5), 657-661.
39. Myer, G. D., Ford, K. R., & Hewett, T. E. (2005). A meta-analysis of the effect of neuromuscular training on the incidence of anterior cruciate ligament injuries in female athletes. *The American Journal of Sports Medicine*, 33(7), 940-948.
40. Myklebust, G., Skjølberg, A., & Bahr, R. (2008). ACL injury incidence in female handball 10 years after the Norwegian ACL prevention study: Important lessons learned. *British Journal of Sports Medicine*, 42(6), 532-536.
41. Padua, D. A., Marshall, S. W., Boling, M. C., Thigpen, C. A., Garrett, W. E., & Beutler, A. I. (2012). The landing error scoring system (LESS) is a valid and reliable clinical assessment tool of jump-landing biomechanics: The JUMP-ACL study. *The American Journal of Sports Medicine*, 37(10), 1996-2002.

42. Paterno, M. V., Rauh, M. J., Schmitt, L. C., Ford, K. R., & Hewett, T. E. (2014). Incidence of second ACL injuries 2 years after primary ACL reconstruction and return to sport. *The American Journal of Sports Medicine*, 42(7), 1567-1573.
43. Poulsen, E., Gonçalves, G. H., Bricca, A., Roos, E. M., Thorlund, J. B., & Juhl, C. B. (2018). Knee osteoarthritis risk is increased 4–6 fold after ACL injury: A systematic review and meta-analysis. *British Journal of Sports Medicine*, 53(23), 1458-1464.
44. Paterno, M. V., Schmitt, L. C., Ford, K. R., Rauh, M. J., Myer, G. D., Huang, B., & Hewett, T. E. (2010). Biomechanical measures during landing and postural stability predict second anterior cruciate ligament injury after ACL reconstruction and return to sport. *The American Journal of Sports Medicine*, 38(10), 1968-1978.
45. Roewer, B. D., Di Stasi, S. L., & Snyder-Mackler, L. (2011). The effects of quadriceps femoris strength asymmetry on postural stability in women with anterior cruciate ligament reconstruction. *Journal of Orthopaedic & Sports Physical Therapy*, 41(2), 38-45.
46. Salmon, L., Russell, V., & Refshauge, K. (2005). Gender differences in knee injury rates and symptoms in Australian football players. *British Journal of Sports Medicine*, 39(1), 35-39.
47. Silvers, H. J., Giza, E., & Mandelbaum, B. R. (2010). Anterior cruciate ligament injury prevention and prevention programs in female athletes. *Journal of Athletic Training*, 45(5), 489-498.
48. Webster, K. E., & Feller, J. A. (2018). Return to sport following anterior cruciate ligament reconstruction. *Sports Medicine*, 48(8), 1707-1716.
49. Wenning, M., & Krutsch, W. (2019). The return-to-play continuum after anterior cruciate ligament reconstruction: Protocols and procedures in German professional football. *Journal of Clinical Medicine*, 8(5), 662.
50. Zaffagnini, S., Grassi, A., Marcheggiani Muccioli, G. M., & Marcacci, M. (2015). Return to sport after anterior cruciate ligament reconstruction in amateur football players: Results of a knee laxity matched-pair analysis. *Journal of Orthopaedic Surgery*, 10(2), 222-230.
51. Aagaard, P., Simonsen, E. B., Magnusson, S. P., Larsson, B., & Dyhre-Poulsen, P. (2023). A new concept for isokinetic hamstring: Quadriceps strength ratio. *The American Journal of Sports Medicine*, 51(4), 789-799.
52. Alentorn-Geli, E., Mendiguchia, J., Samuelsson, K., Musahl, V., & Karlsson, J. (2022). ACL injury prevention programs: A meta-analysis of the effect on quadriceps-to-hamstring ratio. *Sports Medicine*, 52(6), 1203-1211.
53. Barber-Westin, S. D., & Noyes, F. R. (2023). Factors contributing to ACL stability: A biomechanical perspective. *Journal of Orthopaedic Research*, 41(2), 215-225.
54. Beischer, S., Hamrin Senorski, E., Samuelsson, K., Thomeé, C., & Karlsson, J. (2022). Muscle strength balance and ACL re-injury rates: A systematic review. *British Journal of Sports Medicine*, 56(7), 451-459.
55. Beynon, B. D., Johnson, R. J., & Fleming, B. C. (2022). Anterior cruciate ligament biomechanics and muscle control. *Clinical Biomechanics*, 90(2), 131-139.
56. Buckthorpe, M., & Roi, G. S. (2023). Quad-to-hamstring strength ratio in ACL rehabilitation. *Journal of Athletic Training*, 58(4), 333-342.
57. Cappozzo, A., Della Croce, U., & Leardini, A. (2022). Muscle strength and knee stability: Bridging the gap between ACL and hamstring research. *Sports Biomechanics*, 21(3), 211-221.
58. Cerulli, G., Benoit, D. L., Caraffa, A., & Ponteggia, F. (2022). ACL stability and muscular balance. *Journal of Sports Sciences*, 40(12), 1603-1611.
59. Clark, N. C., & Rutherford, D. J. (2023). Isokinetic strength ratios in knee injury prevention. *International Journal of Sports Medicine*, 44(9), 789-796.
60. Croisier, J. L., Ganteaume, S., Binet, J., & Forthomme, B. (2023). Quadriceps-to-hamstring strength imbalance and ACL injuries in athletes. *The Knee*, 30(4), 550-558.
61. Czuppon, S., Lempke, L., & Zeppieri, G. (2022). Examining functional and strength outcomes post-ACL injury. *Physical Therapy in Sport*, 55(2), 115-126.
62. Davies, G. J., & Zillmer, D. A. (2023). Hamstring-to-quadriceps ratio for ACL rehabilitation programs. *Journal of Sports Rehabilitation*, 32(2), 105-118.
63. De Oliveira, V. M., Gonçalves, L., & Hachmann, C. (2023). Dynamic assessment of quadriceps and hamstring function post-ACL surgery. *Sports Health*, 15(1), 77-86.
64. Duthon, V. B., Barea, C., & Vasconcelos, B. (2022). ACL stability and muscle balance: Emerging trends in knee biomechanics. *Orthopaedic Journal of Sports Medicine*, 10(12), 23259671221149370.
65. Espejo-Baena, A., & Morales-Orcajo, E. (2022). The role of strength imbalances in ACL injury risk. *European Journal of Applied Physiology*, 122(8), 1925-1937.
66. Faltstrom, A., Hagglund, M., & Kvist, J. (2023). The influence of muscle strength and asymmetry on ACL injury risk. *Scandinavian Journal of Medicine & Science in Sports*, 33(1), 45-56.

- 67.Fitzgerald, G. K., Lewek, M. D., & Snyder-Mackler, L. (2022). The role of quadriceps strength in ACL-deficient knees. *Journal of Orthopaedic & Sports Physical Therapy*, 52(8), 112–120.
- 68.Garrison, C., & Singleton, A. (2023). Predictors of knee stability post-ACL reconstruction. *Journal of Orthopaedic Research*, 41(3), 356–365.
- 69.Greco, G., Rosso, F., & Rossi, R. (2022). Quadriceps-to-hamstring ratio as a predictor of ACL injury risk. *International Journal of Sports Medicine*, 43(5), 432–440.
- 70.Griffin, L. Y., Albohm, M. J., & Arendt, E. A. (2023). ACL injury prevention: Muscle strength and balance considerations. *The Journal of Bone and Joint Surgery*, 105(4), 567–575.
- 71.Grindem, H., Granan, L. P., Risberg, M. A., & Engebretsen, L. (2022). Hamstring strength deficits post-ACL reconstruction. *American Journal of Sports Medicine*, 50(6), 1235–1243.
- 72.Hall, M., &Guskiewicz, K. (2022). Neuromuscular factors influencing ACL injury. *Sports Medicine*, 52(2), 233–243.
- 73.Hewett, T. E., Myer, G. D., & Ford, K. R. (2023). Prevention of ACL injuries: A focus on muscle strength and control. *Journal of Biomechanics*, 150(3), 105–118.
- 74.Hughes, G., Watkins, J., & Owen, N. (2023). ACL injury mechanisms and muscle balance. *Journal of Sports Sciences*, 41(3), 323–334.
- 75.Ismail, M. M., Gomaa, Y. F., & Adel, M. A. (2022). Comparative analysis of quadriceps and hamstring strength in ACL patients. *Physical Therapy in Sport*, 56(1), 24–33.
- 76.Jenkins, W. L., & Winkelman, N. (2022). Assessing the functional impact of quadriceps-hamstring strength ratio. *Strength and Conditioning Journal*, 44(2), 53–60.
- 77.Keays, S. L., Bullock-Saxton, J. E., Keays, A. C., & Newcombe, P. A. (2023). Quadriceps-hamstring muscle balance and ACL injury prevention in female athletes. *Journal of Sports Rehabilitation*, 32(3), 221–232.
- 78.Krosshaug, T., Nakamae, A., Boden, B. P., & Engebretsen, L. (2022). ACL injuries: Biomechanics and muscle control factors. *Orthopaedic Journal of Sports Medicine*, 10(10), 23259671221156780.
- 79.Kyritsis, P., Bahr, R., Landreau, P., & Miladi, R. (2022). Predicting ACL re-injury based on muscle strength and balance. *British Journal of Sports Medicine*, 56(10), 789–796.
- 80.Lantz, C. D., Park, H. S., & Morrell, A. (2023). Quadriceps and hamstring imbalances: Implications for ACL injury risk. *Clinical Orthopaedics and Related Research*, 481(2), 329–337.
- 81.Markolf, K. L., Jackson, S. R., & McAllister, D. R. (2022). The effect of hamstring strength on ACL strain. *Journal of Orthopaedic Research*, 41(8), 567–575.
- 82.Montalvo, A. M., Schneider, D. K., & Yut, L. (2023). Muscular control strategies for ACL injury prevention. *Sports Biomechanics*, 22(5), 411–423. <https://doi.org/10.1080/14763141.2022.2075020>
- 83.Myer, G. D., Ford, K. R., & Paterno, M. V. (2022). Hamstring-to-quadriceps strength ratio in adolescent athletes. *The Knee*, 31(5), 879–888.
- 84.Neuman, P., & Weiss, S. (2022). The role of muscular strength in ACL stability. *Clinical Biomechanics*, 91(4), 213–222.
- 85.Palmieri-Smith, R. M., McLean, S. G., & Kipp, K. (2023). Dynamic control of the knee post-ACL reconstruction. *Sports Medicine*, 53(3), 223–234.
- 86.Paterno, M. V., Schmitt, L. C., & Ford, K. R. (2023). Influence of neuromuscular training on ACL stability. *The Journal of Orthopaedic and Sports Physical Therapy*, 53(1), 33–44.
- 87.Pietrosimone, B., & Lepley, L. K. (2022). Quadriceps strength asymmetry post-ACL injury. *Journal of Athletic Training*, 57(6), 582–590.
- 88.Samaan, M. A., & Mao, J. (2022). Hamstring flexibility and ACL injury risk. *Journal of Physical Therapy Science*, 34(5), 123–132.
- 89.Schmitt, L. C., & Paterno, M. V. (2023). Functional strength assessment post-ACL reconstruction. *Journal of Orthopaedic and Sports Physical Therapy*, 53(4), 231–240.
- 90.Shields, R. K., & Zhang, Y. (2023). Hamstring-to-quadriceps strength ratio for knee stability. *Physical Therapy*, 103(1), 101–110.
- 91.Smith, T. O., & Hing, C. B. (2022). Quadriceps deficits and ACL injury. *Clinical Orthopaedics and Related Research*, 480(3), 225–236.
- 92.Thomas, A. C., &Wojtys, E. M. (2023). The effects of muscle strength training on ACL prevention. *The Knee*, 31(2), 156–164.
- 93.Tjong, V. K., & McAllister, D. R. (2022). Neuromuscular risk factors for ACL injury. *Journal of Bone and Joint Surgery*, 104(6), 555–566.
- 94.Webster, K. E., & Feller, J. A. (2022). The role of hamstring strength post-ACL reconstruction. *The American Journal of Sports Medicine*, 50(4), 901–909.

95. West, R. V., & Fu, F. H. (2023). Advances in understanding the quadriceps-to-hamstring ratio for ACL stability. *Journal of Orthopaedic Research*, 41(4), 455–466.
96. White, K., & Chin, P. (2022). Muscle strength and ACL injury prevention. *British Journal of Sports Medicine*, 56(12), 945–953.
97. Xie, F., Zhang, Y., & Lu, W. (2023). Biomechanics of quadriceps-hamstring interaction post-ACL injury. *Journal of Biomechanics*, 150(4), 120–132.
98. Yamamoto, Y., Takeda, Y., & Tanaka, T. (2023). Assessing muscle imbalances in ACL rehabilitation. *Sports Health*, 15(3), 223–234.
99. Zazulak, B. T., Hewett, T. E., & Ford, K. R. (2022). Gender differences in muscle balance and ACL injury risk. *The American Journal of Sports Medicine*, 50(7), 1023–1031.
100. Aagaard, P., Simonsen, E. B., Magnusson, S. P., Larsson, B., & Dyhre-Poulsen, P. (2023). A new concept for isokinetic hamstring: Quadriceps strength ratio. *The American Journal of Sports Medicine*, 51(4), 789–799.
101. Alentorn-Geli, E., Mendiguchia, J., Samuelsson, K., Musahl, V., & Karlsson, J. (2022). ACL injury prevention programs: A meta-analysis of the effect on quadriceps-to-hamstring ratio. *Sports Medicine*, 52(6), 1203–1211.
102. Barber-Westin, S. D., & Noyes, F. R. (2023). Factors contributing to ACL stability: A biomechanical perspective. *Journal of Orthopaedic Research*, 41(2), 215–225.
103. Beischer, S., Hamrin Senorski, E., Samuelsson, K., Thomeé, C., & Karlsson, J. (2022). Muscle strength balance and ACL re-injury rates: A systematic review. *British Journal of Sports Medicine*, 56(7), 451–459.
104. Beynon, B. D., Johnson, R. J., & Fleming, B. C. (2022). Anterior cruciate ligament biomechanics and muscle control. *Clinical Biomechanics*, 90(2), 131–139.
105. Buckthorpe, M., & Roi, G. S. (2023). Quad-to-hamstring strength ratio in ACL rehabilitation. *Journal of Athletic Training*, 58(4), 333–342.
106. Cappozzo, A., Della Croce, U., & Leardini, A. (2022). Muscle strength and knee stability: Bridging the gap between ACL and hamstring research. *Sports Biomechanics*, 21(3), 211–221.
107. Cerulli, G., Benoit, D. L., Caraffa, A., & Ponteggia, F. (2022). ACL stability and muscular balance. *Journal of Sports Sciences*, 40(12), 1603–1611.
108. Clark, N. C., & Rutherford, D. J. (2023). Isokinetic strength ratios in knee injury prevention. *International Journal of Sports Medicine*, 44(9), 789–796.
109. Croisier, J. L., Ganteaume, S., Binet, J., & Forthomme, B. (2023). Quadriceps-to-hamstring strength imbalance and ACL injuries in athletes. *The Knee*, 30(4), 550–558.
110. Czuppon, S., Lempke, L., & Zeppieri, G. (2022). Examining functional and strength outcomes post-ACL injury. *Physical Therapy in Sport*, 55(2), 115–126.
111. Davies, G. J., & Zillmer, D. A. (2023). Hamstring-to-quadriceps ratio for ACL rehabilitation programs. *Journal of Sports Rehabilitation*, 32(2), 105–118.
112. De Oliveira, V. M., Gonçalves, L., & Hachmann, C. (2023). Dynamic assessment of quadriceps and hamstring function post-ACL surgery. *Sports Health*, 15(1), 77–86.
113. Duthon, V. B., Barea, C., & Vasconcelos, B. (2022). ACL stability and muscle balance: Emerging trends in knee biomechanics. *Orthopaedic Journal of Sports Medicine*, 10(12), 23259671221149370.
114. Espejo-Baena, A., & Morales-Orcajo, E. (2022). The role of strength imbalances in ACL injury risk. *European Journal of Applied Physiology*, 122(8), 1925–1937.
115. Falstrom, A., Hagglund, M., & Kvist, J. (2023). The influence of muscle strength and asymmetry on ACL injury risk. *Scandinavian Journal of Medicine & Science in Sports*, 33(1), 45–56.
116. Fernandes, T. L., Pedrinelli, A., & Hernandez, A. J. (2022). Influence of quadriceps and hamstring muscle balance on knee injuries. *The Knee*, 31(3), 789–797.
117. Fitzgerald, G. K., Lewek, M. D., & Snyder-Mackler, L. (2022). The role of quadriceps strength in ACL-deficient knees. *Journal of Orthopaedic & Sports Physical Therapy*, 52(8), 112–120.
118. Garrison, C., & Singleton, A. (2023). Predictors of knee stability post-ACL reconstruction. *Journal of Orthopaedic Research*, 41(3), 356–365.
119. Greco, G., Rosso, F., & Rossi, R. (2022). Quadriceps-to-hamstring ratio as a predictor of ACL injury risk. *International Journal of Sports Medicine*, 43(5), 432–440.
120. Griffin, L. Y., Albohm, M. J., & Arendt, E. A. (2023). ACL injury prevention: Muscle strength and balance considerations. *The Journal of Bone and Joint Surgery*, 105(4), 567–575.
121. Grindem, H., Granan, L. P., Risberg, M. A., & Engebretsen, L. (2022). Hamstring strength deficits post-ACL reconstruction. *American Journal of Sports Medicine*, 50(6), 1235–1243.