



Journal Homepage: - www.journalijar.com

INTERNATIONAL JOURNAL OF ADVANCED RESEARCH (IJAR)

Article DOI: 10.21474/IJAR01/20246
DOI URL: <http://dx.doi.org/10.21474/IJAR01/20246>



RESEARCH ARTICLE

SURVEY OF THE USAGE OF ENDODONTIC INSTRUMENTS

Hachko Giragosyan and Ivan Filipov

Manuscript Info

Manuscript History

Received: 14 November 2024

Final Accepted: 16 December 2024

Published: January 2025

Key words:-

Endodontic Instruments, Machine-Driven Instruments, Mechanical Shaping, Nickel-Titanium

Abstract

Aim: The aim of this study is to explore the opinions and practices of dentists in Bulgaria regarding the use of machine-driven instruments in root canal treatment.

Materials and methods: An original questionnaire consisting of 10 questions was developed and distributed at congresses, seminars, and through Microsoft Forms to dentists in Bulgaria regarding their knowledge and use of Ni-Ti machine-driven instruments.

Results: A survey was conducted among 213 dentists, comprising both socio-demographic and clinical practice-focused questions. Most participants were between 25 and 45 years old, with 58.6% being female. While 69.5% of clinicians adopted a hybrid approach combining manual and power-driven instruments for glide path creation, 48.4% used fully machine-driven instruments for root canal negotiation. The "Gold alloys" system emerged as the most commonly used, both individually and in combination, while newer-generation systems with advanced metallurgical properties were less frequently utilized.

Conclusion: Despite the recognized advantages of machine-driven instruments, clinicians predominantly relied on older technologies, highlighting gaps in familiarity with modern innovations. The findings underscore the need for further education and training to enhance the adoption of advanced systems, which offer improved efficiency and outcomes in endodontic practice.

Copyright, IJAR, 2025. All rights reserved.

Introduction:-

The evolution of machine-driven instrument systems represents a significant advancement in root canal preparation (1). These systems are designed to optimize the process, enabling practitioners to navigate the complexities of varied root canal anatomies with greater precision and efficiency. By employing such tools, clinicians can create a space within the root canal that is both effectively disinfected and sealed in a predictable, three-dimensional manner, enhancing treatment outcomes. Among these systems, nickel-titanium (NiTi) instruments have become particularly popular due to their flexibility and ability to adapt to intricate canal curvatures. Despite their advantages, the widespread adoption of NiTi instruments remains limited. Many clinicians are hesitant to fully embrace their use, largely due to concerns about the risk of instrument separation during the critical stages of root canal preparation (1). This hesitation underscores the need for ongoing education and innovation in the development and safe application of these advanced tools, thus the aim of this study is to explore the opinions and practices of dentists in Bulgaria regarding the use of machine-driven instruments in root canal treatment.

Material and method:-

An individual survey was conducted using a questionnaire specifically designed for the study. The questionnaire was divided into two sections:

- Two questions focused on the socio-demographic characteristics of the participants.
- Eight questions addressed the observed variables under investigation.

The questionnaires were distributed during congresses and seminars organized by the Bulgarian Dental Association. Additionally, they were sent via email to all dentists registered with the Bulgarian Dental Association through the Microsoft Forms platform. For statistical analysis, the Chi-square test and Fisher's exact test were employed.

Results:-

This section presents the results of a survey conducted among dental practitioners in the Republic of Bulgaria. The survey aimed to examine the challenges and issues they face when using machine-driven NiTi instruments for root canal treatments. The data were analyzed using IBM SPSS Statistics for Windows, Version 27.0 (2020, Armonk, NY: IBM Corp).

The survey responses are presented as numbers and percentages (%). The Chi-square test was applied to identify relationships between specific responses, while Fisher's exact test was used to compare proportions. All statistical analyses were performed with a Type I error rate (alpha) set at 5% ($p < 0.05$). Statistical significance is reported using the following thresholds: * for $p < 0.05$, ** for $p < 0.01$, and *** for $p < 0.001$.

Demographic data of the survey participants

The survey was conducted from March 14, 2022, to May 18, 2022, with a total of 213 dentists participating. Among them, 125 (58.60%) were women, and 88 (41.40%) were men (**Figure 1**).

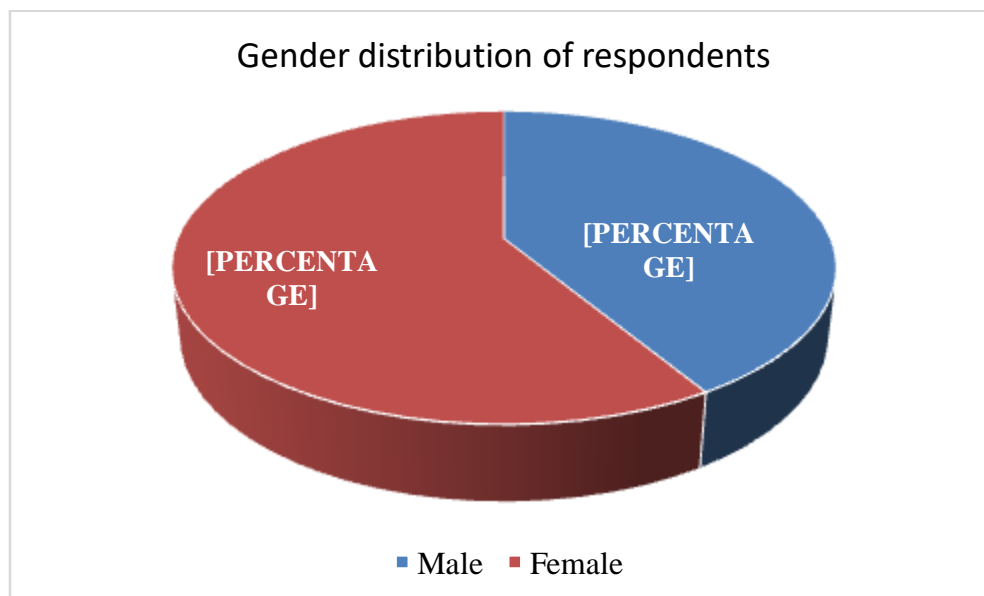


Figure 1:- Gender distribution of respondents.

The age distribution of respondents was as follows:

- 92 (43.20%) were in the 25–30 age group.
- 91 (42.70%) were in the 31–45 age group.
- 20 (9.40%) were in the 46–55 age group.
- 10 (4.70%) were over 55 years old.

Root Canal Treatment with Machine-Driven NiTi Instruments Among Surveyed Dentists

In root canal negotiation, 108 dentists (49.30%) used fully manual instruments, 105 (48.40%) used fully machine-driven instruments ("Manual-less"), and 5 (2.30%) employed a combination of manual and machine-driven

instruments (**Figure 2**). The proportion of dentists using a hybrid method was significantly lower than those using either fully manual or fully machine-driven instruments ($p < 0.001$).

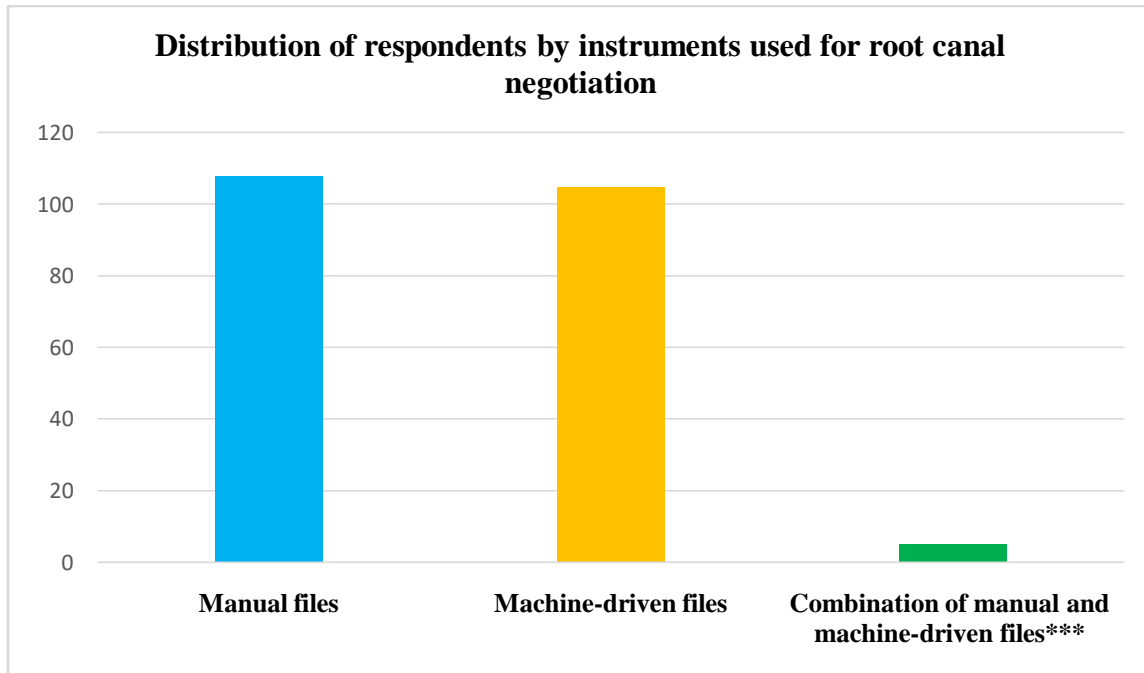


Figure 2:- Distribution of respondents by instruments used for root canal negotiation.
 *** - Significantly lower relative proportion ($p > 0.001$)

For glide path management, 43 dentists (20.20%) relied on fully manual instruments, and 22 (10.30%) used fully machine-driven instruments. However, the majority—148 dentists (69.50%)—combined manual and machine-driven instruments for this purpose. This hybrid approach was significantly more common than the exclusive use of manual or machine-driven instruments ($p < 0.001$, **Figure 3**).

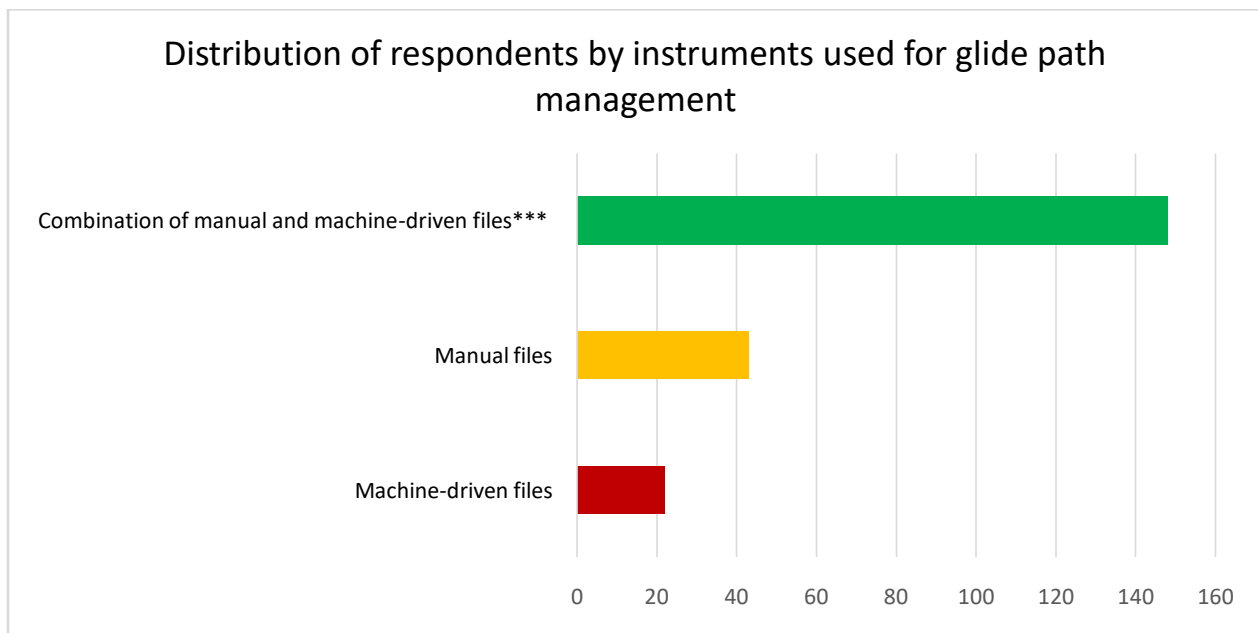


Figure 3:- Distribution of respondents by instruments used for glide path management.
 *** - Significantly higher relative proportion ($p > 0.001$).

Preferred Machine-Driven Systems

The survey also asked dentists to identify the machine-driven systems they used for root canal treatment, allowing them to select more than one option from seven pre-defined systems or to add another under the "Other" category. The results are summarized in **Table 1**:

Table 1:- Machine-Driven Systems for Root Canal Treatment:

Machine-driven system	Percentage (%)
Protaper Gold / WaveOne Gold / COXO SC Pro / VS Flexi ("Gold")	18%
Protaper NEXT / WaveOne (M-Wire)	15.50%
ProTaper Universal	9%
Vortex Blue/Reciproc Blue / VS Flexi VT Blue / Race Evo ("Blue")	6.5%
XP-endo (MaxWire)	2%
TruNatomy (SuperFlex)	1.70%
Protaper Ultimate (M-Wire / Gold / Blue)	0.50%
Other	8%

In total, 82 respondents (38.50%) selected more than one system, with combinations varying widely and not falling into specific categories.

During root canal treatment, 90 dentists (42.30%) combined instruments from different machine-driven systems, while the remaining 123 (57.70%) did not. The frequency of individual systems used in combination with others is summarized in **Table 2**:

Table 2:- Frequency of individual systems used in combination with others.

Machine-driven system	Used in combination by dentists
Protaper Gold / WaveOne Gold / COXO SC Pro / VS Flexi ("Gold")	51
Protaper NEXT / WaveOne (M-Wire)	46
ProTaper Universal	36
Protaper Ultimate (M-Wire / Gold / Blue)	28
TruNatomy (SuperFlex)	12
Vortex Blue/Reciproc Blue / VS Flexi VT Blue / Race Evo ("Blue")	6
XP-endo (MaxWire)	3

Overall Usage

In total, 89 dentists used the Protaper Gold / WaveOne Gold / COXO SC Pro / VS Flexi ("Gold") system, making it the most frequently used system, either alone or in combination. Protaper NEXT / WaveOne (M-Wire) followed with 80 users, and Protaper Universal was used by 55 respondents. These three systems emerged as the most commonly used, either individually or in combination. Other systems were used less frequently (**Figure 4**):

Discussion:-

This survey was conducted to investigate the opinions of clinicians in Bulgaria regarding the use of machine-driven instruments. The majority of participating clinicians were between 25 and 45 years old. This finding aligns with a study by Azeez et al., which reported that the average age of clinicians participating in their survey was 32 years [1]. Conversely, Patturaja et al. reported that 30% of the participants in their study had over 20 years of clinical experience [2].

In the current survey, one question focused on the shaping systems used by clinicians. The most frequently reported system was categorized under "Gold alloys." A correlation was observed between the age of the participants and their interest in modern instrumentation technologies. Younger clinicians were more familiar with these technologies and appreciated their ability to follow root canal anatomy in detail without causing disruptions. In contrast, Azeez et al. found that a large proportion of clinicians still relied on manual instruments for canal preparation [1]. Similarly, in a survey by Patturaja et al., 40% of clinicians preferred working with the Mtwo system [2]. Another study by Patil et al. reported that 86.2% of clinicians preferred the ProTaper Universal system, highlighting that clinicians in developing countries tend to rely on well-established systems and are slower to adopt new technologies [3].

Patturaja et al. also examined the use of power-driven instruments and clinician preferences for specific systems[2]. Regarding the choice between fully manual, fully power-driven, or hybrid techniques, their results were similar to ours. In our survey, the majority of clinicians (56%) reported using a combination of manual and power-driven instruments during root canal treatment. Similarly, Azeez et al. noted that 37.8% of clinicians processed root canals fully manually, 22.5% relied entirely on power-driven instruments, and 39.6% combined manual and power-driven systems[1]. By comparison, in our survey, 69.5% of Bulgarian clinicians reported using a hybrid technique to create a glide path as part of mechanical root canal preparation.

A survey by Patil et al. focused on the use of different NiTi systems for root canal treatment and their frequency of use[3]. On the topic of glide path creation, their results partially differed from ours. Most clinicians in their survey (56.4%) reported creating a glide path entirely manually, 29.5% reported doing so entirely mechanically, and 14.1% indicated their approach depended on the case. In contrast, in our survey, 69.5% of clinicians used a combination of hand and power-driven systems, while 10.3% created the glide path entirely mechanically and 20.2% entirely manually.

When asked about combining instruments from different power-driven systems, 42.3% of our participants stated that they did so, while 57.7% did not. By comparison, Patil et al. found that only 36% of their participants combined instruments[3]. Additionally, Logsdon et al. reported that 98.3% of their study participants used NiTi instruments for root canal treatment[4]. They also observed a statistically significant correlation between more years of clinical experience and the use of machine-driven NiTi instruments.

Ahmed et al. conducted a survey among clinicians in private practice regarding the use of NiTi rotary instruments[5]. Their findings revealed that NiTi rotary instruments were most frequently used by clinicians with 5–10 years of experience. Among the instrument systems, ProTaper was the most frequently used, while ProTaper Gold was the least frequently used. Similarly, Cheung et al. reported that 97.6% of clinicians surveyed used machine-driven NiTi instruments in their practice, although only 60% used more modern systems featuring heat-treated alloys[6].

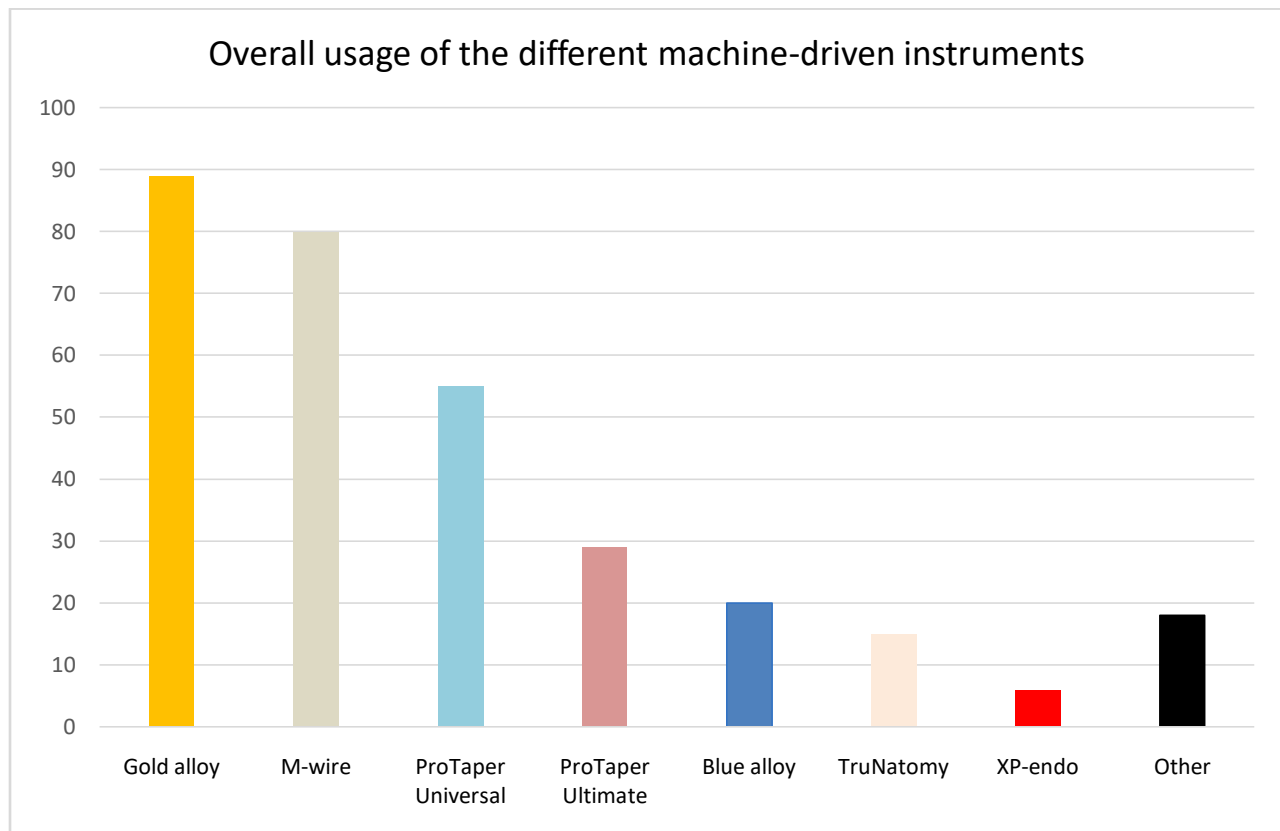


Figure 4:- Overall usage of the different machine-driven instruments.

Conclusion:-

Dentists in Bulgaria are not yet fully familiar with the latest machine-driven instrument systems and do not fully appreciate their advantages. They primarily rely on "gold" alloys and "M-wire" technology, which have been superseded by newer generations of NiTi alloys with more advanced physical properties. Despite this, a significant proportion of dentists recognize the benefits of using fully machine-driven instruments for root canal negotiation, indicating an interest in adopting innovations in endodontic practice. However, the majority of dentists rely on a single machine-driven instrument system during root canal treatment. This highlights the need for greater awareness of newer-generation systems, which integrate various metallurgical characteristics to optimize endodontic treatment without requiring the use of multiple instrument systems.

Bibliography:-

1. Azeez S. Choice of rotary instrument usage among endodontists and general practitioners—A questionnaire survey. *Medical Journal of Babylon*. 2021;18(4):428.
2. Patturaja K, Leelavathi L, S J. Choice of Rotary Instrument Usage among Endodontists – A Questionnaire Study. *Biomedical and Pharmacology Journal*. 2018 Jun 28;11(2):851–6.
3. PATIL TN. A Survey on Nickel Titanium Rotary Instruments and their Usage Techniques by Endodontists in India. *JOURNAL OF CLINICAL AND DIAGNOSTIC RESEARCH*. 2017.
4. Logsdon J, Dunlap C, Arias A, Scott R, Peters OA. Current Trends in Use and Reuse of Nickel-Titanium Engine-driven Instruments: A Survey of Endodontists in the United States. *J Endod*. 2020 Mar;46(3):391–6.
5. Osman Ahmed MA, Awooda EM. A Survey of Usage Parameters of Nickel-Titanium Rotary Files Among Dentists Working Within Private Clinics in the City of Khartoum, Sudan. *Saudi Journal of Oral and Dental Research*. 2020 Sep 19;5(9):485–8.
6. Cheung MC, Peters OA, Parashos P. Global survey of endodontic practice and adoption of newer technologies. *Int Endod J*. 2023 Dec 6;56(12):1517–33.